

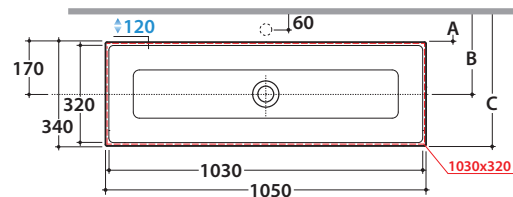
STOCKHOLM LAVABO FO105BI

CE EN 14688:2015

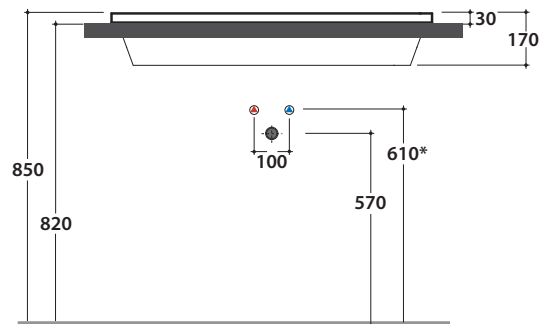
GLOBO

Installazione ad incasso

Recessed installation



	Rubinetto a parete <i>Wall mounted taps</i>	Rubinetto su piano <i>Taps mounted on counter top</i>
A:	90	115
B:	260	285
C:	430	455



* Per rubinetto su piano / *For taps mounted on counter top*



Effetto antibatterico su ceramica
BATAFORM®
*Ceramic antibacterial effect
BATAFORM®*



Prodotto smaltato con
CERASLIDE®
*Glazed product with
CERASLIDE®*

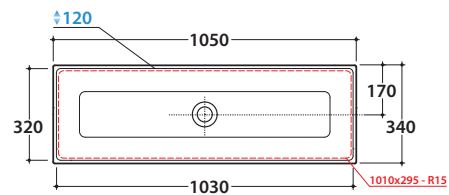
Cod. **FO105BI**

Lavabo 105.34 h17 cm. Installazione ad incasso o installazione sottopiano tramite fissaggio FKSG5. Peso 22 Kg

Basin 105.34 h17 cm. Recessed installation or under top installation by fixing kit FKSG5. Weight 22 Kg

Installazione sottopiano

Under top installation



Cod. **FI012BI**

Piletta up and down con tappo in ceramica per lavabi con troppo pieno. Peso 0,5 Kg


Push open valve drain with ceramic top for basins with overflow. Weight 0,5 Kg



Cod. **FI012CR**

Piletta cromata up and down per lavabi con troppopieno. Peso 0,5 Kg

Push open chromed valve drain for basins with overflow. Weight 0,5 Kg



Cod. **FKSG5**

Kit fissaggio per lavabi sottopiano.

Fixing kit for under top basin.