
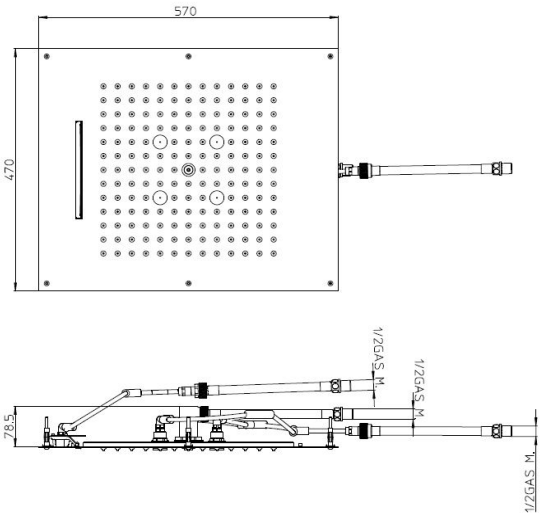
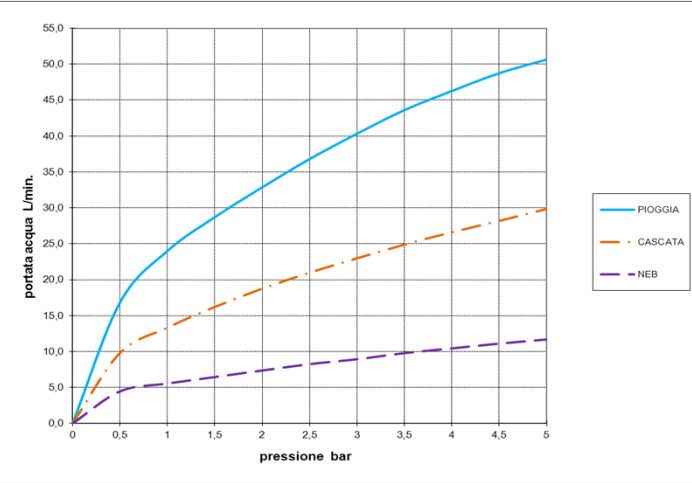
		SCHEDA TECNICA TECHNICAL SHEET		Date: 18/01/2017	Rev/0																																																				
Codice / Code: H38930		Descrizione / description: Soffione Dream/3 a tre funzioni da controsoffitto, con flessibile di alimentazione acqua Dream/3 Shower head three functions for false ceiling, with flexible water connection																																																							
Foto / image 		Disegni / drawings 																																																							
Grafico di portata / Flow rate diagram																																																									
<table border="1"> <thead> <tr> <th></th> <th>PIOGGIA</th> <th>CASCATA</th> <th>NEB</th> </tr> </thead> <tbody> <tr><td>0</td><td>0,0</td><td>0,0</td><td>0,0</td></tr> <tr><td>0,5</td><td>16,8</td><td>9,8</td><td>4,5</td></tr> <tr><td>1</td><td>24,0</td><td>13,3</td><td>5,6</td></tr> <tr><td>1,5</td><td>28,7</td><td>16,2</td><td>6,5</td></tr> <tr><td>2</td><td>32,9</td><td>18,8</td><td>7,4</td></tr> <tr><td>2,5</td><td>36,8</td><td>21,0</td><td>8,3</td></tr> <tr><td>3</td><td>40,3</td><td>23,0</td><td>8,9</td></tr> <tr><td>3,5</td><td>43,6</td><td>24,9</td><td>9,8</td></tr> <tr><td>4</td><td>46,3</td><td>26,6</td><td>10,5</td></tr> <tr><td>4,5</td><td>48,7</td><td>28,2</td><td>11,1</td></tr> <tr><td>5</td><td>50,6</td><td>29,9</td><td>11,7</td></tr> <tr> <td>pressione bar</td> <td colspan="3">portata L/min</td> </tr> </tbody> </table>			PIOGGIA	CASCATA	NEB	0	0,0	0,0	0,0	0,5	16,8	9,8	4,5	1	24,0	13,3	5,6	1,5	28,7	16,2	6,5	2	32,9	18,8	7,4	2,5	36,8	21,0	8,3	3	40,3	23,0	8,9	3,5	43,6	24,9	9,8	4	46,3	26,6	10,5	4,5	48,7	28,2	11,1	5	50,6	29,9	11,7	pressione bar	portata L/min						
	PIOGGIA	CASCATA	NEB																																																						
0	0,0	0,0	0,0																																																						
0,5	16,8	9,8	4,5																																																						
1	24,0	13,3	5,6																																																						
1,5	28,7	16,2	6,5																																																						
2	32,9	18,8	7,4																																																						
2,5	36,8	21,0	8,3																																																						
3	40,3	23,0	8,9																																																						
3,5	43,6	24,9	9,8																																																						
4	46,3	26,6	10,5																																																						
4,5	48,7	28,2	11,1																																																						
5	50,6	29,9	11,7																																																						
pressione bar	portata L/min																																																								
MATERIALI / materials PIASTRE IN ACCIAIO AISI 304, GUARNIZIONE DI TENUTA EPDM, RACCORDERIA OTTONE - PLATES MADE BY STAINLESS STEEL, SEALS BY EPDM AND FITTINGS BY BRASS																																																									
CARATTERISTICHE IDRAULICHE / hydraulic features																																																									
	pressione pressure	portata flow rate	temperatura temperature	<i>solo per miscelatori termostatici</i> <i>only for thermostatic mixers</i>																																																					
min	1 bar	/	/	Blocco di sicurezza safety lock	/																																																				
max	5 bar	/	<70°C	Temperatura acqua fredda cold water temperature	/																																																				
consigliata recommended	2-3 bar	16 L/min	/	Temperatura acqua calda hot water temperature	/																																																				
CERTIFICAZIONI / CERTIFICATIONS:																																																									
CONFORMITA' / CONFORMITY . UNI EN 1112																																																									