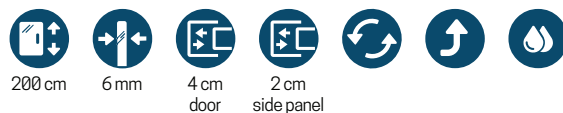


YOUNG 2P+F



SHOWER DOOR, 1 HINGED DOOR + 1 FIXED PANEL IN LINE

FOR RECESS INSTALLATION OR COMBINED WITH THE SIDE PANEL (F1B) SHOWN ON THIS PAGE

Dimensions						Code	Glass			Profile			
Actual size with side panel	Glass centered	For recess	Fix panel in line	Access	Door projection		1	2	4	D	B	K	H
A	G	A1	F1	*	B		Clear	Aqua	Satin	White	Silver	Chrome	Matt Black
DOOR													
78↔82	76,4↔80,4	77↔81	20↔22	51	51	Y22P77-							
88↔92	86,4↔90,4	87↔91	20↔22	61	61	Y22P87-							
98↔102	96,4↔100,4	97↔101	20↔22	71	71	Y22P97-							
108↔112	106,4↔110,4	107↔111	20↔22	81	81	Y22P107-							
118↔122	116,4↔120,4	117↔121	40↔42	71	71	Y22P117-							
138↔142	136,4↔140,4	137↔141	40↔42	91	91	Y22P137-							
SIDE PANEL													
F													
57↔59	55,4↔57,4	-	-	-	-	Y2F1B57-							
59↔61	57,4↔59,4	-	-	-	-	Y2F1B59-							
65↔67	63,4↔65,4	-	-	-	-	Y2F1B65-							
67↔69	65,4↔67,4	-	-	-	-	Y2F1B67-							
69↔71	67,4↔69,4	-	-	-	-	Y2F1B69-							
73↔75	71,4↔73,4	-	-	-	-	Y2F1B73-							
75↔77	73,4↔75,4	-	-	-	-	Y2F1B75-							
76↔78	74,4↔76,4	-	-	-	-	Y2F1B76-							
77↔79	75,4↔77,4	-	-	-	-	Y2F1B77-							
79↔81	77,4↔79,4	-	-	-	-	Y2F1B79-							
81↔83	79,4↔81,4	-	-	-	-	Y2F1B81-							
85↔87	83,4↔85,4	-	-	-	-	Y2F1B85-							
87↔89	85,4↔87,4	-	-	-	-	Y2F1B87-							
89↔91	87,4↔89,4	-	-	-	-	Y2F1B89-							
91↔93	89,4↔91,4	-	-	-	-	Y2F1B91-							
95↔97	93,4↔95,4	-	-	-	-	Y2F1B95-							
97↔99	95,4↔97,4	-	-	-	-	Y2F1B97-							
99↔101	97,4↔99,4	-	-	-	-	Y2F1B99-							
101↔103	99,4↔101,4	-	-	-	-	Y2F1B101-							
117↔119	115,4↔117,4	-	-	-	-	Y2F1B117-							
119↔121	117,4↔119,4	-	-	-	-	Y2F1B119-							
H 140↑220													
L 20↔120						SPECIAL Y2F1BSP							

FOR INSTALLATION WITH FIXED PANEL MUST ORDER SUPPORT BAR R80LOU450-K (P. 74, SEE PICTURE ON THE RIGHT)

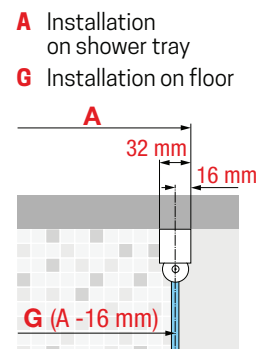
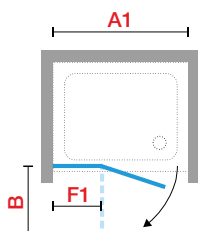
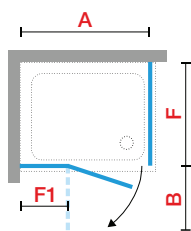
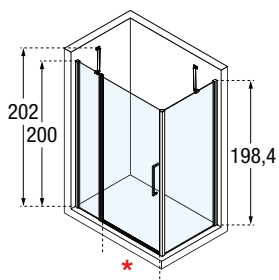
OPTIONAL

"T" BAR KIT

Finishing	Code	Price
White	R80Y22P15T-D	
Silver	R80Y22P15T-B	
Chrome	R80Y22P15T-K	
Matt Black	R80Y22P15T-H	

LOWER HORIZONTAL GASKET
FOR ASSEMBLY WITHOUT LOWER SEAL PROFILE

Code	Price
R55SPBOM01-TR	






GLASS TYPE



Clear
code 1



Aqua
code 2



Satin
code 4

PROFILE COLOURS



White
code D



Silver
code B



Chrome
code K



Matt black
code H

OPTIONAL



SUPPORT BAR

Finishing	Dimensions	Code	Price
Chrome	15 cm	R80LOU150-K	
Gold	15 cm	R80LOU150-O	
Chrome	25 cm	R80LOU250-K	
Gold	25 cm	R80LOU250-O	
Matt Black	25 cm	R80LOU250-H	
Chrome	35 cm	R80LOU350-K	
Gold	35 cm	R80LOU350-O	
Matt Black	35 cm	R80LOU350-H	
Chrome	45 cm	R80LOU450-K	
Gold	45 cm	R80LOU450-O	
Matt Black	45 cm	R80LOU450-H	



SUPPORT BAR 200 CM LENGTH

Finishing	Code	Price
White	R80Y220-D	
Silver	R80Y220-B	
Chrome	R80Y220-K	
Gold	R80Y220-O	
Matt Black	R80Y220-H	



ADJUSTABLE BAR KIT

- 1 adjustable bar of 100cm (shortened)
- 1 wall attachment
- 1 glass clamp

Finishing	Dimensions	Code	Price
White	100 cm	R80KUOR100-D	
Silver	100 cm	R80KUOR100-B	
Chrome	100 cm	R80KUOR100-K	
Black	100 cm	R80KUOR100-H	



"T" BAR KIT

Support bar of 150 cm to match with the supplied bar for T solution

Finishing	Code	Price
White	R80Y215T-D	
Silver	R80Y215T-B	
Chrome	R80Y215T-K	
Gold	R80Y215T-O	
Matt Black	R80Y215T-H	



LOWER HORIZONTAL GASKET - L. 100

FOR ASSEMBLY WITHOUT LOWER SEAL PROFILE
(for boxes larger than 114, order 2 pieces)

FOR YOUNG 2A - 2B

Code	Price
R55SPB02A1-TR	

FOR YOUNG A / 2G / 2GS

Code	Price
R55SPB0A01-TR	

FOR YOUNG 1B - 1BS - 2P - G

Code	Price
R55SPB0M01-TR	



LOWER HORIZONTAL GASKET

FOR ASSEMBLY WITHOUT LOWER SEAL PROFILE

FOR YOUNG R2, R2LUX

Code	Price
R55SPBOR01-TR	

FOR YOUNG R, R1

Code	Price
R55SPBOR11-TR	

TECHNICAL DATA

PROFILE COLOURS



White
code D




Silver
code B



Chrome
code K



Black
code H



Gold
code O

**ON REQUEST FOR
INDICATED MODELS**

ONLY STANDARD
MEASURES, 8 WEEKS
DELIVERY

GLASS TYPES 6 mm (European Standards UNI EN 14428)



Clear
code 1

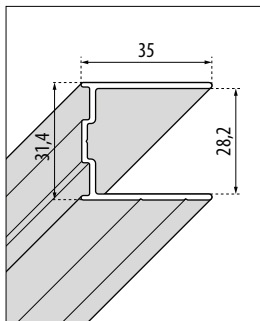


Aqua
code 2



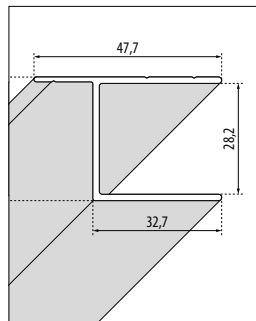
Satin
code 4

OVERALL DIMENSIONS FIXING PROFILES



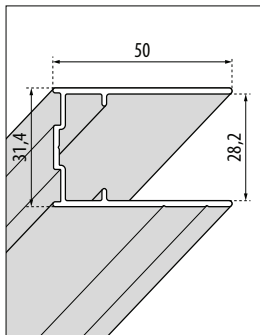
WALL

Height	Profile	Code
1984	White	P01BNMOBST-A
	Silver	P01BNMOBST-B
	Chrome	P01BNMOBST-K
	Black	P01BNMOBST-H
2000	White	P01BNMOAST-A
	Silver	P01BNMOAST-B
	Chrome	P01BNMOAST-K
	Black	P01BNMOAST-H



WALL

Height	Profile	Code
1984	White	P01Y2MOBSTL-A
	Silver	P01Y2MOBSTL-B
	Chrome	P01Y2MOBSTL-K
	Black	P01Y2MOBSTL-H
2000	White	P01Y2MOASTL-A
	Silver	P01Y2MOASTL-B
	Chrome	P01Y2MOASTL-K
	Black	P01Y2MOASTL-H

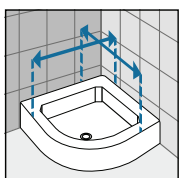
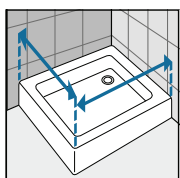


DEEPER WALL PROFILE

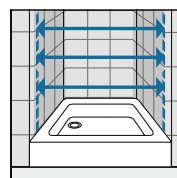
+15 mm adjustability

Height	Profile	Code
1984	White	P05Y2ST-A
	Silver	P05Y2ST-B
	Chrome	P05Y2ST-K
	Black	P05Y2ST-H
2000	White	P05Y2ST2-A
	Silver	P05Y2ST2-B
	Chrome	P05Y2ST2-K
	Black	P05Y2ST2-H

HOW TO TAKE THE MEASUREMENTS



Take the measurements from wall to the external edge of the shower tray. Dimensions must be taken once the walls are finished and tiled, according to the above drawings.



Take the measurements from wall to tray at the bottom, at the top, in the middle and use the smallest. Dimensions must be taken once the walls are finished and tiled, according to the above drawings.