

Marchio / Brand ZUCCHETTI

Classe / Class

SAVOIR

SAVOIR

ZSA226.CN










Gruppo esterno vasca-doccia. / Exposed bath-shower mixer.



Gruppo esterno vasca-doccia con rompigitto, deviatore, doccia, flessibile da 1500mm.

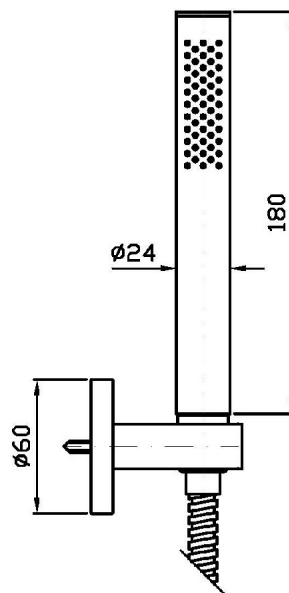
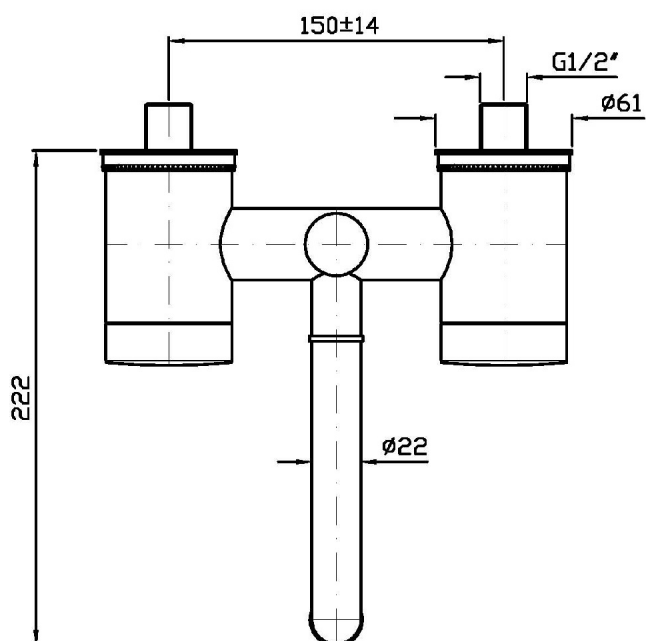
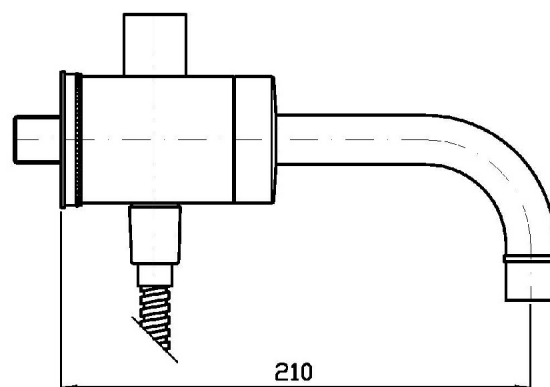
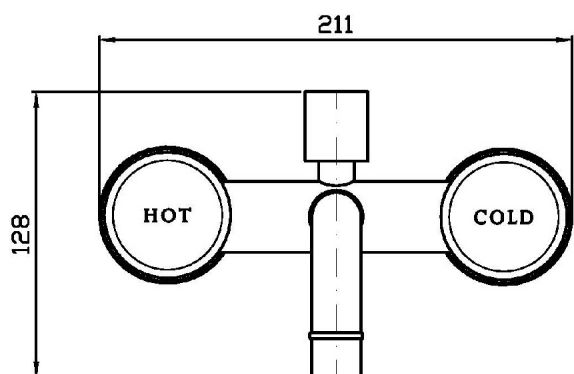
Exposed bath-shower mixer with antispash, diverter, handshower, 1500mm flexible hose.

Finiture / Finishes

	CN		CC		CW		CR		CL		CV		C8C8
Cromo + Nero / Chrome + Black		Cromo + Cromo / Chrome + Chrome		Cromo + Bianco / Chrome + White		Cromo + Rosso / Chrome + Red		Cromo + Blu / Chrome + Blue		Cromo + Verde / Chrome + Green		Nickel Lucido / Polished Nickel	
	C8W		C8N		C8R		C8L		C8V				
Nickel Lucido + Bianco / Polished Nickel + White		Nickel Lucido + Nero / Polished Nickel + Black		Nickel Lucido + Rosso / Polished Nickel + Red		Nickel Lucido + Blu / Polished Nickel + Blue		Nickel Lucido + Verde / Polished Nickel + Green					

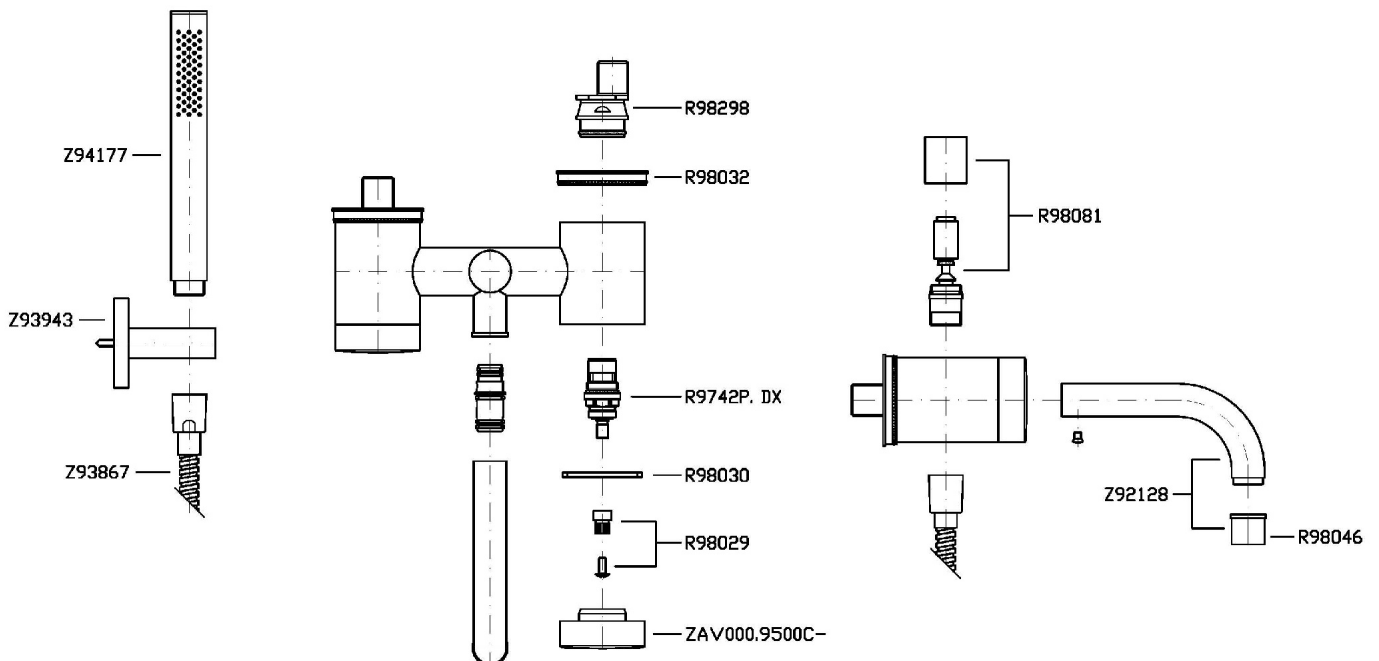
SAVOIR

ZSA226.CN Disegno Complessivo / Overall Drawing



SAVOIR

ZSA226.CN Esplosi / Exploded



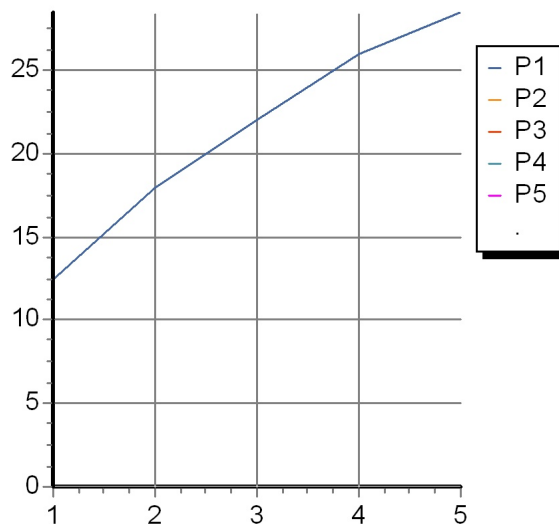
ZAV000.9500C- (MANIGLIA)
SOSTITUIRE C- CON IL TIPO DI FINITURA:
CC = CROMO
CW = CROMO / BIANCO LACCATO
CN = CROMO / NERO LACCATO
CR = CROMO / ROSSO LACCATO
CL = CROMO / BLU LACCATO
CV = CROMO / VERDE LACCATO

ZAV000.9500C- (HANDLE)
REPLACE C- WITH THE TYPE OF FINISH:
CC = CHROME
CW = CHROME / WHITE LACQUERED
CN = CHROME / BLACK LACQUERED
CR = CHROME / RED LACQUERED
CL = CHROME / BLUE LACQUERED
CV = CHROME / GREEN LACQUERED

SAVOIR

ZSA226.CN Portate / Flowrates (lt/min)

PRESSIONE PRESSURE	1 BAR	2 BAR	3 BAR	4 BAR	5 BAR
BOCCA VASCA WALL SPOUT <i>P1</i>	12,5	18	22	26	28,5
<i>P2</i>					
<i>P3</i>					
<i>P4</i>					
<i>P5</i>					



SAVOIR

ZSA226.CN Pesì e Misure / Weights and Sizes

Peso (Kg) Weight (lb)	5,2 (Kg)	11,46392 (lb)
Volume (dc3) - (in3)	12,27 (dc3)	0,000749 (in3)
h (mm) - (in)	150 (mm)	5,905515 (in)
L1 (mm) - (in)	250 (mm)	9,842525 (in)
L2 (mm) - (in)	327 (mm)	12,8740227 (in)

